

# PMIC-0100 Microphone Quick Guide

## Package Content



Microphone



RCA to 3.5 mm Cable



RCA to Naked Wire Cable



Female Power Connector

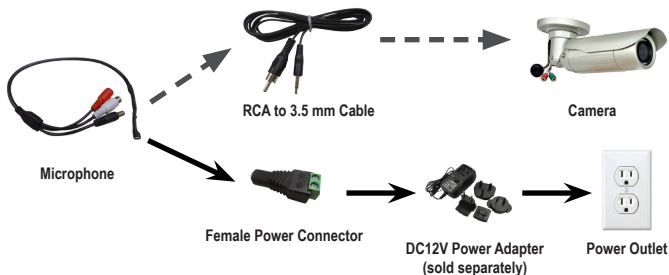


Male Power Jack to Naked Wire Cable



## How to Connect the Microphone ?

The manner to connect the microphone to the camera varies depending on the audio input connector of the camera.

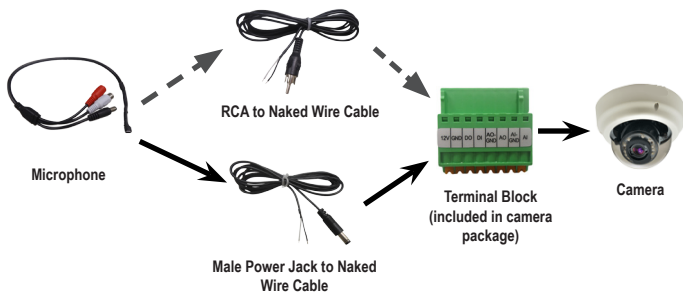
### For cameras with 3.5 mm audio input jack





### ***Pin Mapping***

Female Power Connector	DC12V Power Adapter
	
Positive (+)	Cable with WHITE stripe
Negative (-)	Cable without stripe

**For cameras *without* 3.5 mm audio jack**



***Pin Mapping***

Wire Color		Terminal Block
 RCA to Naked Wire	White	AI (Audio Input)
	Black	AI GND (Ground)
 Male Power Jack to Naked Wire	White	12V
	Black	GND (Ground)

***NOTE:***

- The above pictures are for reference only. Terminal blocks and labels vary depending on camera model.